

COPA 3"

LED Commercial Downlight



Thanks to a unique low profile and small aperture design, it provides you with high quality, cost effective LED lighting in practically any space. Its broad compatibility simplifies the specification process making installing or replacing the light and trim fast and tool-free. 90+ CRI option, produces outstanding illumination at a tight chromaticity specification and color binning process to ensure CRI and CCT consistency.

It is best-in-class quality downlighting for retrofit or new construction applications. With industry-leading performance, it can provide a solution for any project - commercial, corporate and residential installations. Whatever your needs, there's a perfect match for your project.

Features

- Quality - Powered by bridgelux high efficiency COB LED chip
- Flexibility - Split design of led light engine, lens, trim and driver, seamless integration
- Easy installation - Twist & Lock feature to connect all in a fast way
- Compatibility - Optional Flicker-free TRIAC/120V or 1-10V/100-277V
- True color - 90+ CRI, produces outstanding illumination



PERFORMANCE

Model NO.	Input Power	Type	CRI	Lumen Output	Efficacy @ 3000K
CP3-10W-XXX	10W	IC	80+	1000 LM	100 LM/W
CP3-10W-XXX	10W	IC	90+	850 LM	85 LM/W
CP3-18W-XXX	18W	NON-IC	80+	1800 LM	100 LM/W
CP3-18W-XXX	18W	NON-IC	90+	1620 LM	90 LM/W

COPA 3"

LED Commercial Downlight



STRUCTURE

► Optics

Classic reflector-like design provides high lighting transmittance. It effect in light control and anti-glare with side facula and fade-out facula. The MR16 standard size(diameter 1.96")design make them widely practical. Available in 24° and 60°beam angle.

► Electrical

LED Driver It is powered by Class 2 high efficiency 100-277V LED driver, with a standard 1-10V dimming which continuous dims to 10% that works with many types of controls. Tested Dimmers: Lutron @ Diva-Dvtv, Leviton @ IP-710-DL. Or optional 120VAC driver with Triac dimming is available. Thermal overload protection shuts down the luminaire when system temperatures exceed designed operating conditions

THD <20%

Power Factor >0.9

► Trim Finish

Powder coat white finish provides uniform finish providing long term performance and superior aesthetic.

► LED System

CRI 80+ or 90+ color rendering index, producing outstanding illumination at a tight chromaticity specification and color binning process to ensure CRI and CCT consistency

CCT 3000K, 4000K with a great color consistency

Thermal Management Aluminum housing acting as the heat sink to maximize life. The temperature of all heatsinks are controlled at 60-70°C.

► Chip

Powered by bridgelux high efficiency COB LED chip

► Mounting

Twist & Lock feature for easy trim installation
Durable tension clips are allowing for fast and easy flush installation

► Approvals

- cULus listed for damp locations
- 5 years limited warranty

PRODUCT ORDERING GUIDE

Sample

CP 3 - 18W - 30 R

1 2 3 4 5

1. Base Model

CP COPA Series

2. Diameter

3 3"

3. Wattage

10W 10 Watts
 18W 18 Watts

4. CCT

30 3000K
 40 4000K *

5. LED Driver

R Driver For Retrofit
 N Driver For New Construction

OPTIONAL ORDERING GUIDE

Trim Options

- Round Trim
- Square Trim
- Adjustable Round Trim
- Adjustable Square Trim

CRI Options

- 80+ *
- 90+

Beam Angle Options

- 24°
- 36°
- 60°

Dimming Options

- Triac / 120V AC
- 1-10V / 100-277V AC

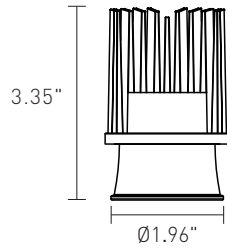
*Additional cost and/or lead time on customized fixtures may apply. Some fixtures require an MOQ. Please contact your sales rep for more information.

COPA 3"

LED Commercial Downlight




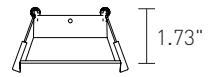
ENGINE+OPTICS DIMENSION



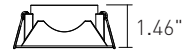
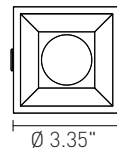
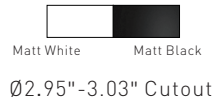
TRIM DIMENSION



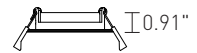
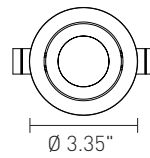
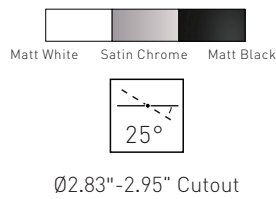
Round Trim



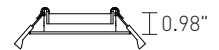
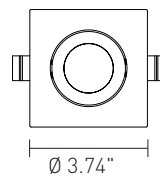
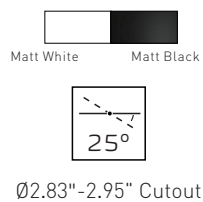
Square Trim



Adjustable Round Trim



Adjustable Square Trim



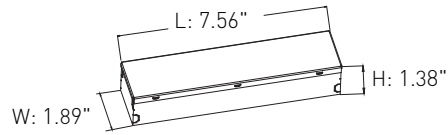
COPA 3"

LED Commercial Downlight

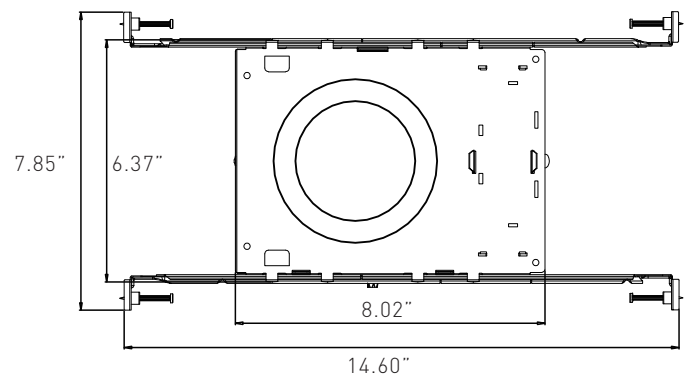
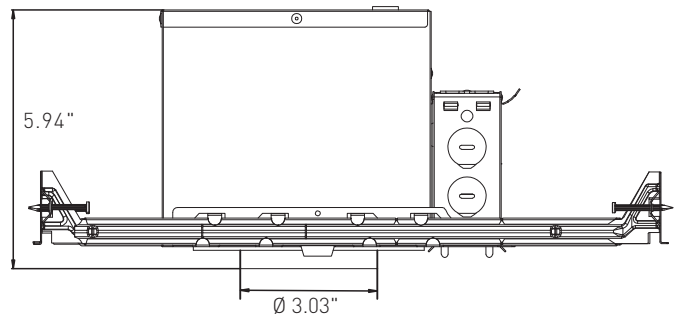
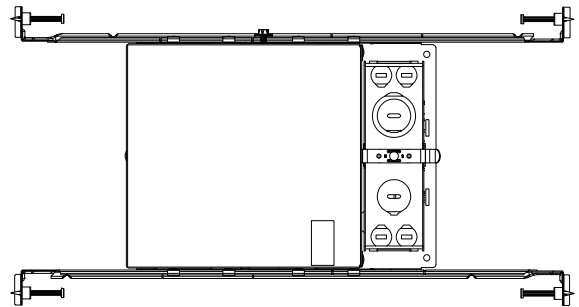
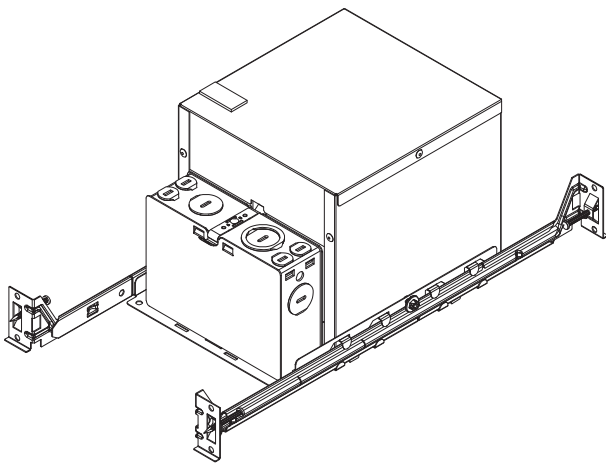


LED DRIVER BOX

LED Driver Box - Retrofit



LED Driver Box - New Construction



COPA 3^{II}

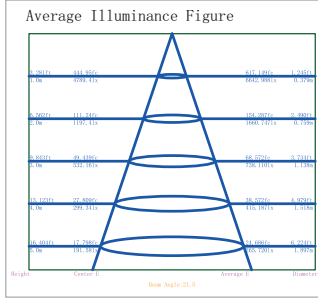
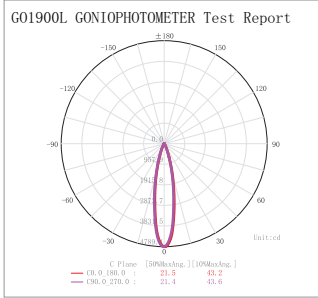
LED Commercial Downlight



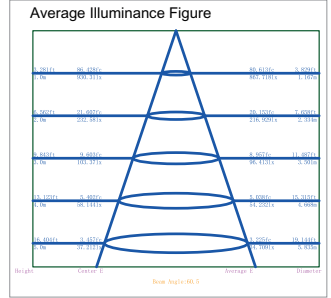
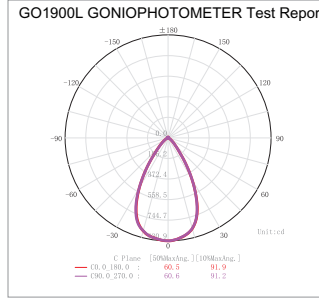
PHOTOMETRIC DIAGRAM

10W Downlight

24° -3000K

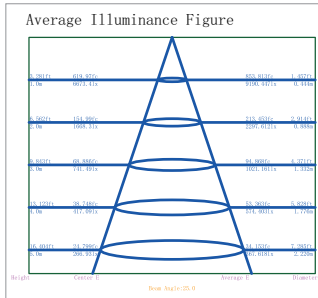
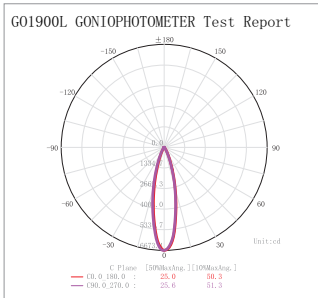


60° -3000K



18W Downlight

24° -3000K



60° -3000K

